

# QUICKSTART GUIDE


## PEROXigard® Wipes



Peroxigard® Wipes are excellent for daily use and outbreak situations. For more information on a specific organism, visit the Additional Claims section on the Peroxigard Wipes page at [PeroxigardDisinfectants.com](https://PeroxigardDisinfectants.com)

CONTACT TIME		
DAILY USE	BACTERICIDAL FUNGICIDAL TUBERCULOCIDAL	VIRUCIDAL (Parvovirus)
<b>1 Minute*</b>		
Surface should be visibly wet for the entire contact time.		


## How to Use Peroxigard Wipes



### STEP 1

#### Remove lid

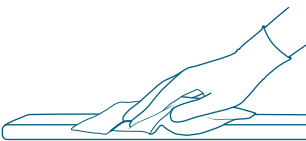
With new canisters, remove plastic seal with manufacturer generated pinhole. Pull wipes through the X opening on the lid and then replace the lid.



### STEP 2

#### Pre-clean heavily soiled areas


Remove visible soil and pre-clean the area by working from the least to the most contaminated area.



### STEP 3

#### Apply Peroxigard Wipes onto the surface

The entire surface area should be covered and appear visibly wet. Wettability and surface coverage are equally as important to ensure disinfection can be achieved in one application.



### STEP 4

#### Allow surface to remain visibly wet for 1 minute\*

Allowing surfaces to remain wet for 1 minute\* kills bacteria, viruses and fungi.



### STEP 5

#### Allow to air dry

## Success & Troubleshooting Tips

### Close the Lid.

Peroxigard Wipes have a shelf life of 3 years. Make the most of that time by remembering to close the lid after each time you pull a wipe.

### Wipe and Walk Away.

Always follow the required contact time when disinfecting a surface for a particular pathogen. Best practice is to simply apply the product and walk away, allowing to air dry.

*TIP: Watch a video on "How to disinfect a hood with Peroxigard Wipes" at [PeroxigardDisinfectants.com](https://PeroxigardDisinfectants.com)*



Peroxigard is a member of the Virox family of brands.

**DISCLAIMER:** You must read and follow the instructions on the label for our product and use the product for the particular applications specified on the product label. To the full extent permitted under applicable law, Virox Technologies Inc. shall not be liable for any damages whatsoever, arising out of or otherwise in connection with any failure to follow those instructions or any use of its products which is not specified on the product's label. The instructions on the product label are not a warranty, express or implied, and Virox Technologies, Inc. expressly disclaims any implied warranties, including any warranty of fitness for a particular purpose. Under applicable law, some of the above waivers or disclaimers of warranty, or exclusions of liability for certain types of damages may not apply to you. In such cases, our liability will be limited to the fullest extent permitted by applicable law. Product shots have been digitally altered and are not accurate as shown. \*See reference sheet for a complete list of efficacy claims, additional features and directions for use.

Accelerated Hydrogen Peroxide® and Design are trademarks of Diversey, Inc.

B-120524-8492-03F

© 2024 Virox Technologies Inc.